



PIRELLI

BIKEWISE
MOTORCYCLE ACCESSORIES • EST 1993

MOTUL


WPMC **SBK**
SERIES

***WHAT DOES THE
PARTNERSHIP MEAN?***





Get less 10% on all Bikewise
“racing” products !





HOW / WHERE?

- Available to any motorcycle competitor racing in the WPMC Power Series
- Check out the PDF document with all racing products listed
- Pop in to your local Bikewise approved dealership
- Show them a copy of your current MSA license
- **SAVE!**

STILL NOT SURE?

- Visit the **Bikewise.co.za** website and find your nearest dealer!
- Don't see any of your favourite racing products? Contact your nearest dealer!



SOH - stock on hand
to be confirmed by
dealer of choice

Yellow column is
YOUR price




YOUR LAP-TIME IS THEIR GOAL

- Pirelli official tyre of the world Superbike championship, dedicated to professional riders looking for top racetrack performance
- Extended range including the following updates:
 - Wide product range including MiniGP sizes in 10 and 12 inches, designed to give adrenaline and competitiveness of track riding to experienced riders
 - New SCQ compound specifically developed for Superpole and Superpole race of WSBK Championship



<div><div></div><div>DIABLO SUPERBIKE FULL SLICK</div></div>						
FRONT						
RIM	PART NO	SIZE	VERSION	SOH	USUAL RETAIL INC VAT	PRICE INC
17	2242600	100/70R17 SUPERBIKE FULL SLICK TL SC1 FR	SC2	9	3 565.00	3 208.50
17	2333000	120/70R17 SUPERBIKE FULL SLICK TL SC2 FR	SC2	18	4 249.25	3 824.33
17	3869200	125/70 R 17 SUPERBIKE FULL SLICK TL SC2 FR	SC2	4	4 755.84	4 280.25
17	2332900	120/70R17 SUPERBIKE FULL SLICK TL TL SC1 FR	SC1	9	4 631.34	4 168.20
17	3755200	125/70R17 SUPERBIKE FULL SLICK SC1	SC1	0	4 755.84	4 280.25
17	3869200	125/70R17 SUPERBIKE FULL SLICK TL SC2 FR	SC2	4	4 755.84	4 280.25
REAR						
RIM	PART NO	SIZE	VERSION	SOH	USUAL RETAIL INC VAT	PRICE INC
17	1631800	160/60R17 SUPERBIKE FULL SLICK TL SC2 RR	SC2	7	4 578.71	4 120.84
17	2561800	180/60R17 SUPERBIKE FULL SLICK TL SC1 RR	SC1	4	5 682.27	5 114.04
17	3887700	190/60R17 SUPERBIKE FULL SLICK TL SC0 RR NHS	SC0	0	6 299.88	5 669.90
17	2333100	200/60R17 SUPERBIKE FULL SLICK TL SC0 RR	SC0	12	6 476.11	5 828.50
17	2333200	200/60R17 SUPERBIKE FULL SLICK TL SC1 RR	SC1	34	5 974.25	5 376.83
17	2333300	200/60R17 SUPERBIKE FULL SLICK TL SC2 RR	SC2	23	5 974.25	5 376.83
17	3869600	200/65 R 17 SUPERBIKE FULL SLICK TL SC1 RR	SC1	20	6 713.78	6 042.40
17	3755100	200/65R17 SUPERBIKE FULL SLICK TL SC0 RR	SC0	5	6 713.78	6 042.40
17	3930800	200/65R17 SUPERBIKE FULL SLICK TL SCX RR	SCX	8	5 974.25	5 376.83

PLEASE NOTE:
PRICING IS RETAIL INC VAT



SOH - stock on hand
to be confirmed by
dealer of choice

Yellow column is
YOUR price







THE FOURTH GENERATION OF PIRELLI TREADED RACING TYRE

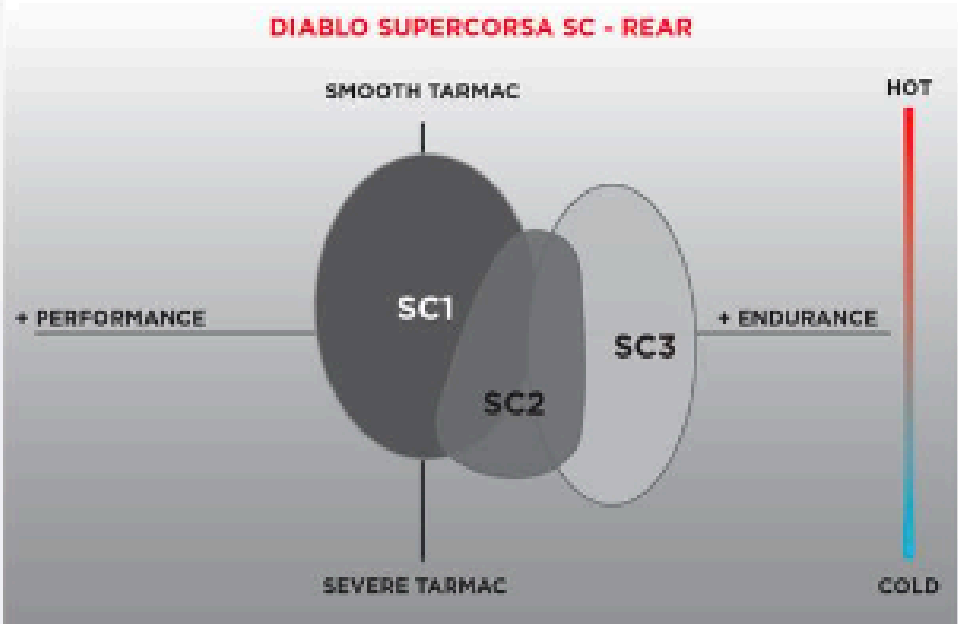
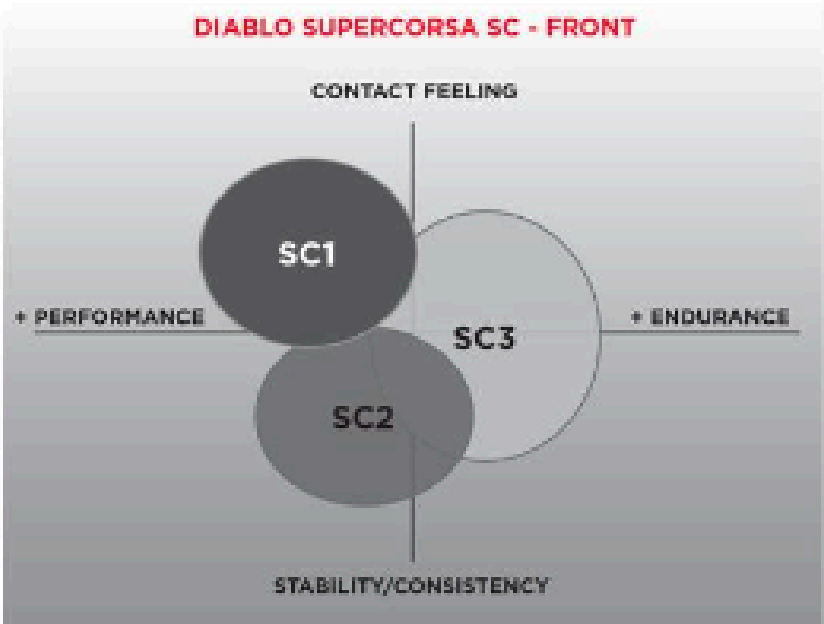
- Pirelli fastest treaded tyre for the racetrack
- Updated profiles for a further handling upgrade
- Extra-wide compound working range simplifies bike set-up
- SC3 the ideal choice for long-lasting multiple racetrack sessions

PLEASE NOTE:
PRICING IS RETAIL **INC VAT**

NEW PRODUCT



PIRELLI DIABLO SUPERCORSA SC CUT SLICK							
VERSION 4 - FRONT							
RIM	PART NO	SIZE	VERSION	SOH	USUAL RETAIL INC VAT	 PRICE INC	
17	4122100	110/70R17 54V SUPERCORSA CUT SLICK V4 SC1	SC1	34	3 789.25	3 410.33	
17	4122300	120/70R17 58V SUPERCORSA CUT SLICK V4 SC1	SC1	1	4 249.25	3 824.33	
17	4122400	120/70R17 58V SUPERCORSA CUT SLICK V4 SC2	SC2	25	4 249.25	3 824.33	
VERSION 4 - REAR							
RIM	PART NO	SIZE	VERSION	SOH	USUAL RETAIL INC VAT	 PRICE INC	
17	4122800	140/70R17 66V SUPERCORSA CUT SLICK V4 SC1	SC1	56	4 819.70	4 337.73	
17	4123800	180/60R17 75V SUPERCORSA CUT SLICK V4 SC1	SC1	3	6 299.88	5 669.90	
17	4124200	200/55R17 78V SUPERCORSA CUT SLICK V4 SC1	SC1	0	5 974.25	5 376.83	
17	4124300	200/55R17 78V SUPERCORSA CUT SLICK V4 SC2	SC2	1	5 974.25	5 376.83	
17	4124500	200/60R17 80V TL SUPERCORSA CUT SLICK V4 SC1	SC1	29	6 664.25	5 997.83	
VERSION 3 - FRONT							
RIM	PART NO	SIZE	VERSION	SOH	USUAL RETAIL INC VAT	 PRICE INC	
17	3141700	110/70ZR17 54W SUPERCORSA CUT SLICK TL V3 SC1 FR	SC1	79	3 240.08	2 916.07	
17	3309100	120/70ZR17 58W SUPERCORSA CUT SLICK TL V3 SC1 FR	SC1	13	3 780.90	3 402.81	
17	3309200	120/70ZR17 58W SUPERCORSA CUT SLICK TL V3 SC2 FR	SC2	130	3 780.90	3 402.81	
VERSION 3 - REAR							
RIM	PART NO	SIZE	VERSION	SOH	USUAL RETAIL INC VAT	 PRICE INC	
17	3309500	160/60ZR17 69W SUPERCORSA CUT SLICK TL V3 SC1 RR	SC1	3	3 816.85	3 435.17	
17	3309700	180/55ZR17 73W SUPERCORSA CUT SLICK TL V3 SC2 RR	SC2	0	4 582.83	4 124.55	
17	3309900	180/60ZR17 75W SUPERCORSA CUT SLICK TL V3 SC1 RR	SC1	36	4 881.95	4 393.75	
17	3310400	200/55ZR17 78W SUPERCORSA CUT SLICK TL V3 SC2 RR	SC2	31	5 010.55	4 509.50	



SOH - stock on hand
to be confirmed by
dealer of choice

Yellow column is
YOUR price

Upgraded from DID 520ERV3

520ERV7

DIRECT

XRING

RACING

SOLID BUSH


GOLD

520ERV7
MAX. 1000c.c.


520 PITCH


PARTNO	DESCRIPTION	PITCH	TYPE	LINK	LENGTH	COLOUR	SOH	USUAL RETAIL PRICE	WPMC PRICE INC
520ERV7120GGZB	CHN 520-120 ERV7 GOLD RIVET	520	ERV7	ZB	120	GOLD	88	2 504.10	2 253.68





RACING BRAKE PADS





GO AHEAD

PARTNUMBER	PART DETAIL	SOH	USUAL RETAIL INC (UNIT)	WPMC PRICE INC
624DC	FA145/FA236 ALT 714	2	800.03	720.03
634DC	FA252 DUAL CARBON	23	800.03	720.03
634DS-1	FA252 DUAL SINTER	12	2 666.93	2 400.24
678DC	FA216 DUAL CARBON	2	224.25	201.83
706DC	FA244 DUAL CARBON	4	799.31	719.38
762DC	FA322 DUAL CARBON	4	454.25	408.83
762DS-1	FA322 DUAL SINTER	6	1 144.25	1 029.83
788DS-1	FA369 DUAL SINTER	2	1 144.25	1 029.83
806DC	FA379 DUAL CARBON	1	800.03	720.03
806DS-1	806DS1 DUAL SINTER	23	2 666.93	2 400.24
838DC	FA417/4 DUAL CARBON	8	1 197.70	1 077.93
838DS-1	FA417/4 DUAL SINTER	8	1 144.25	1 029.83
839DS-1	FA442/4 DUAL SINTER	4	1 144.25	1 029.83
841DC	FA447 DUAL CARBON	8	800.03	720.03
841DS-1	FA447 DUAL SINTER	68	2 666.93	2 400.24
841DS-2	FA447 DUAL SINTER	18	2 666.93	2 400.24
845DC	FA611 DUAL CARBON	6	800.03	720.03
845DS-1	FA611 DUAL SINTER 1	8	224.25	201.83
864DC	FA491 DUAL CARBON	13	224.25	201.83
870DC	FA604 DUAL CARBON	8	1 198.05	1 078.24
877DC	FA606 DUAL CARBON	7	799.31	719.38
900DC	FA630 DUAL CARBON	20	800.03	720.03
900DS-1	FA630 DUAL SINTER	8	2 666.93	2 400.24
955DC	955 DC DUAL CARBON	12	800.03	720.03
985DS1	985DS1 DUAL SINTER	19	2 668.10	2 401.29



SOH - stock on hand
to be confirmed by
dealer of choice

Yellow column is
YOUR price

ROAD RACING

300V

FACTORY LINE
ROAD RACING

4T

APPLICATION

ENGINE LUBRICANT

VISCOSITIES

5W30 / 5W40 / 10W40 / 15W50

QUALITY

100% SYNTHETIC -

STANDARDS

ABOVE ALL EXISTING

BENEFITS

- Remarkable power increase (up to +2.5 HP) by minimizing engine internal friction (low traction coefficient) while maintaining wet clutch performance.
- Ensures oil pressure and shear stability.
- Outstanding anti-wear and extreme pressure protection at high rpm (FZG Gear test: FLS > 14).

PLEASE
NOTE
PRICING @
RRP inc VAT



MOTUL



300V 100% SYNTHETIC
ROAD RACING

PART NUMBER	PART DETAIL	CASE SIZE	QTY	USUAL RETAIL INC (UNIT)	WPMC PRICE INC
104112	300V 5W40 FL ROAD RACE 1L	12 UNITS PER CASE	59	345.01	310.51
104115	300V 5W40 FL ROAD RACE 4L	4 UNITS PER CASE	13	1 602.07	1 441.86
PART NUMBER	PART DETAIL	CASE SIZE	QTY	USUAL RETAIL INC (UNIT)	WPMC PRICE INC
104118	300V 10W40 FL ROAD RACE 1L	12 UNITS PER CASE	29	411.13	370.01
104121	300V 10W40 FL ROAD RACE 4L	4 UNITS PER CASE	142	1 635.07	1 471.56
PART NUMBER	PART DETAIL	CASE SIZE	QTY	USUAL RETAIL INC (UNIT)	WPMC PRICE INC
104125	300V 15W50 FL ROAD RACE 1L	12 UNITS PER CASE	155	421.02	378.91
104129	300V 15W50 FL ROAD RACE 4L	4 UNITS PER CASE	26	1 469.06	1 322.15

RBF 660 FACTORY LINE

RBF 700 FACTORY LINE

APPLICATION

BRAKE FLUID

QUALITY

100% SYNTHETIC

BENEFITS

Extreme thermal resistance and stability.
Dry boiling point: 328°C/622°F.
Efficient in wet conditions.
Wet boiling point: 204°C/399°F



APPLICATION

BRAKE FLUID

QUALITY

100% SYNTHETIC

BENEFITS MOTUL (Racing Brake Fluid) RBF 700 is a high-performance brake fluid developed to offer highly consistent and maximum braking power at extreme brake temperatures generated by carbon and ceramic racing brake discs systems.

MOTUL



RBF660/700 FACTORY LINE
RACING BRAKE & CLUTCH FLUID

PART NUMBER	PART DETAIL	CASE SIZE	QTY	USUAL RETAIL INC (UNIT)	WPMC PRICE INC
101666	RBF 660 FACTORY LINE 500ML	12 UNITS PER CASE	711	355.02	319.51
109452	RBF 700 FACTORY LINE 500ML	12 UNITS PER CASE	175	429.02	386.12